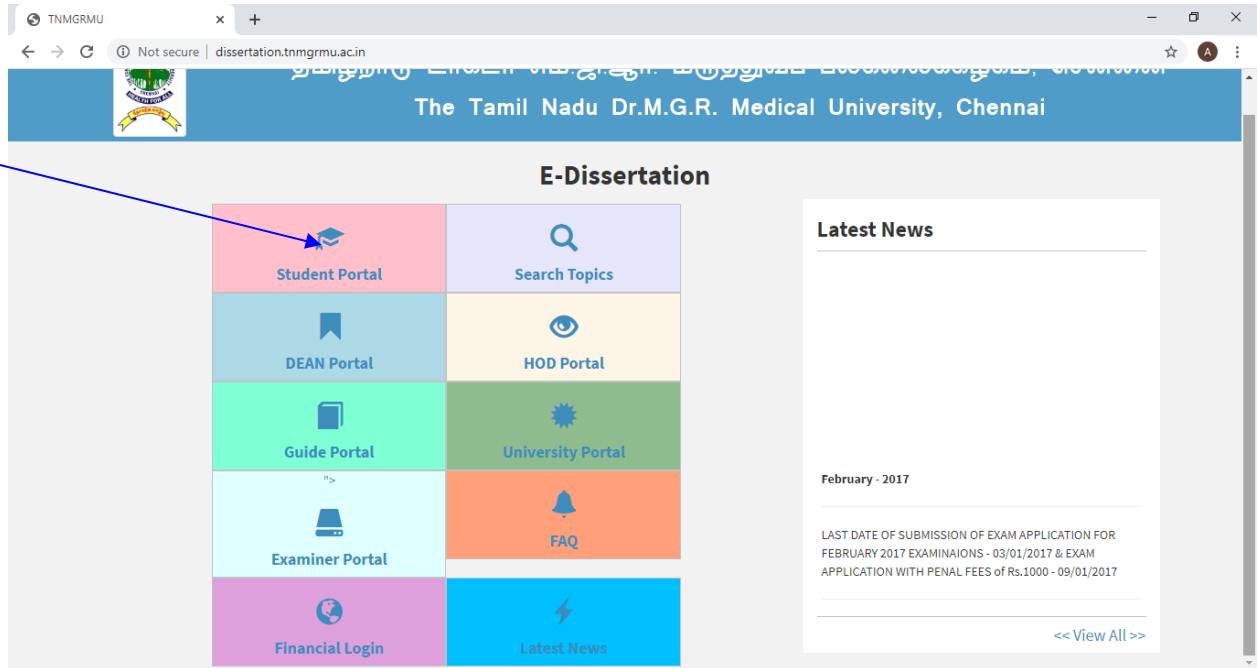
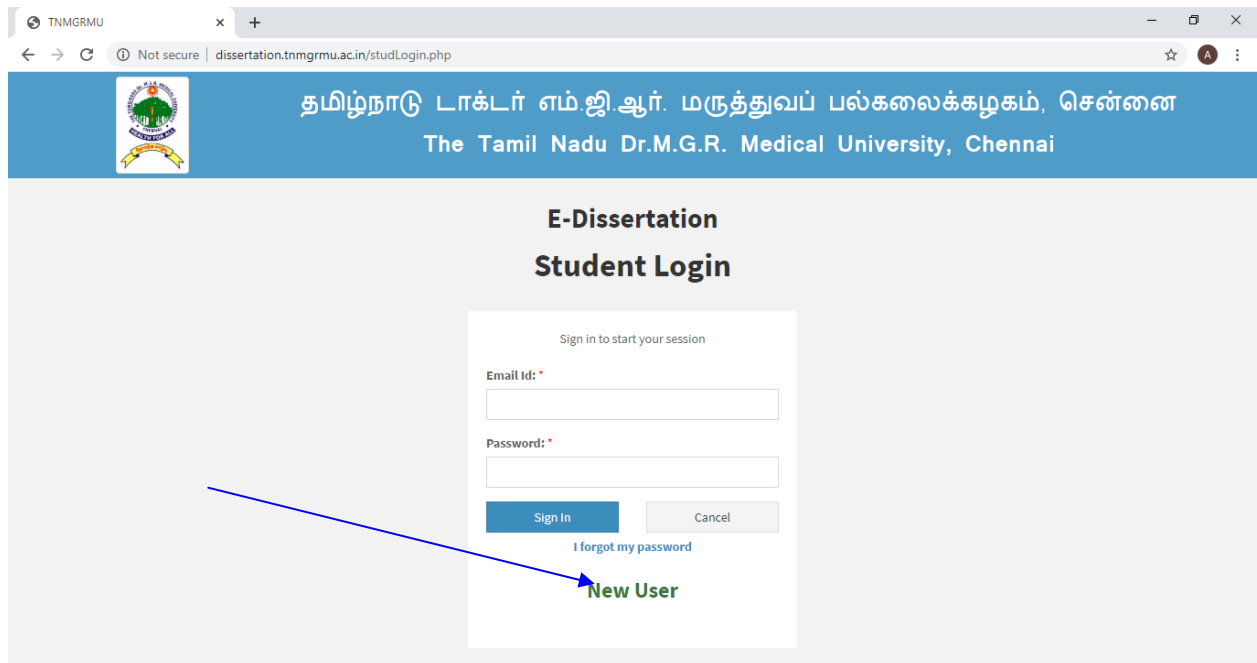


<http://dissertation.tnmgrmu.ac.in/>



HOME PAGE ->

STEP 1: CLICK IN STUDENTS PORTAL



STEP 2 : CLCIK ON NEW USER

**E-Dissertation**

**Candidate Registration**

[Back to Home](#)

**Name:** \*

**Email Address:** \*

**Phone:** \*

**Password:** \*

Password must be at least 8 character in length, and contain atleast one Upper case letter (A-Z), add contain atleast one Lower case letter (a-z), and one number (0-9), and any one of special character , special characters allowed (S, @, \$, !, %, \*, ?, &)

**Confirm Password:** \*

**Course Category:** \*

--Select--

**Course Speciality:** \*

--Select--

**Course:** \*

--Select--

**Institution:** \*

--Select--

**Ethics Committee's Clearance Certificate** \*

No file chosen

**Research Methodology & Bio Statistics WorkShop Certificate to be Uploaded** \*

No file chosen

**Year Of Admission / Academic Year:** \*

--Select--

STEP 3: NEW REGISTRATION FORM.

**E-Dissertation**

**Candidate Registration**

[Back to Home](#)

**Name:** \*

**Email Address:** \*

**Phone:** \*

**Password:** \*

Password must be at least 8 character in length, and contain atleast one Upper case letter (A-Z), add contain atleast one Lower case letter (a-z), and one number (0-9), and any one of special character , special characters allowed (S, @, \$, !, %, \*, ?, &)

**Confirm Password:** \*

**Course Category:** \*

Dental

**Course Speciality:** \*

Master Of Dental Surgery

**Course:** \*

2422 - BRANCH II-PERIODONTOLOGY

**Institution:** \*

026 - RAJAS DENTAL COLLEGE AND HOSPITAL

**Ethics Committee's Clearance Certificate** \*

vodofonetopup.pdf

**Research Methodology & Bio Statistics WorkShop Certificate to be Uploaded** \*

vodofonetopup.pdf

**Year Of Admission / Academic Year:** \*

2019-20

Activate Windows  
Go to Settings to activate Windows.

STEP 4: Fill all the data in the form. Upload the Ethical Committee's Clearance Certificate and the RMBS certificate.

The screenshot shows the 'E-Dissertation Dashboard' for a user named 'anan'. The page header includes the university name in Tamil and English: 'தமிழ்நாடு டாக்டர் எம்.ஜி.ஆர். மருத்துவப் பல்கலைக்கழகம், சென்னை' and 'The Tamil Nadu Dr.M.G.R. Medical University, Chennai Student Portal'. The user's login time is '02-Feb-20 07:12:13'. The dashboard displays the user's profile information: Name: anan, Phone: 9381828393, Email: ramanganesh@gmail.com, Course: 2422-BRANCH II-PERIODONTOLOGY (Master Of Dental Surgery), and Institution: 026-RAJAS DENTAL COLLEGE AND HOSPITAL. A red button with the text 'Please Click Here to post new Topic.' is visible, with a blue arrow pointing to it from the text below.

Step 5: Upon creation of new user the Login ID will be registered. On Login with the registered details the Home- DASHBOARD will appear as above. Click on the POST TOPIC to submit the TITLE.

The screenshot shows the 'Dissertation Details' form. The form is divided into two main sections: 'Dissertation Details' and 'Details'. The 'Dissertation Details' section includes fields for 'Title', 'Abstract & Keyword', and 'References'. The 'Details' section includes dropdown menus for 'Working Institution', 'Institution Address', 'Department', and 'Guide'. The 'Working Institution' is set to '026-RAJAS DENTAL COLLEGE AND HOSPITAL', 'Institution Address' is 'TIRUNELVELI DT', 'Department' is '2422-Department of Periodontology', and 'Guide' is 'Shanmugam'. A checkbox at the bottom indicates 'I have Declare that above details given are true.' and a 'Submit' button is present.

STEP 6: Upon filling the Title / Keyword/ References/ -> Then Choose your Department. The Guide list will be listed in the next Text box- choose your Guide. Check the Declaration and Submit Form.

← → ↻ Not secure | dissertation.tnmgrmu.ac.in/studNewThesis.php

தமிழ்நாடு டாக்டர் எம்.ஜி.ஆர். மருத்துவப் பல்கலைக்கழகம், சென்னை  
The Tamil Nadu Dr.M.G.R. Medical University, Chennai  
Student Portal

Menu

- Dashboard
- Post Topic
- My Account
- Upload Thesis
- Update Register No.
- Change Password
- FAQ'S

Dashboard

Post Topic

My Account

Upload Thesis

Update Register No.

Change Password

FAQ'S

Login Time : 02-Feb-20 07:12:13 anan

## E-Dissertation

### Dissertation Details

[Back to Home](#)

Topic Submitted successfully. Click on Upload Thesis from the Menu to Upload Thesis

**Dissertation Details**

Title: \*

Abstract & Keyword: \*

**Details**

Working Institution: \*

026-RAJAS DENTAL COLLEGE AND HOSPITAL

Institution Address: \*

TIRUNELVELI DT

STEP 7: Click on Upload Thesis Link to upload the Thesis Data.

← → ↻ Not secure | dissertation.tnmgrmu.ac.in/studUploadThesis.php

தமிழ்நாடு டாக்டர் எம்.ஜி.ஆர். மருத்துவப் பல்கலைக்கழகம், சென்னை  
The Tamil Nadu Dr.M.G.R. Medical University, Chennai  
Student Portal

Menu

- Dashboard
- Post Topic
- My Account
- Upload Thesis
- Update Register No.
- Change Password
- FAQ'S

Dashboard

Post Topic

My Account

Upload Thesis

Update Register No.

Change Password

FAQ'S

My Account

Upload Thesis

Update Register No.

Change Password

FAQ'S

Login Time : 02-Feb-20 07:12:13 anan

Name : anan  
RegNo :  
Course : 2422-BRANCH II-PERIODONTOLOGY  
( Master Of Dental Surgery )  
Phone : 9381828393  
Email : ramanganesh@gmail.com  
Institution : -

Title Name: Evaluation of the hard and soft tissue response following implant placement in augmented and non-augmented site - Submitted On 2020-02-02 13:26:10

Guide Approval Status: **Waiting For Approval**  
ASO Approval Status: **Waiting For Approval**  
Short Summary: [Click Here](#)  
COE/DCOE Approval Status: **Waiting For Approval**  
Submit On : 2020-02-02 13:26:10  
References :  
Evaluation of the hard and soft tissue response following implant placement in augmented and non-augmented site  
Academic Year/ Year Of Admission : 2019-20

Documents

Plagiarism Document Upload  
[Choose File](#) No file chosen  
Thesis document without any other certificates  
[Choose File](#) No file chosen  
Candidate Guide Institution Details  
[Choose File](#) No file chosen  
Full Dissertation  
[Choose File](#) No file chosen

Note :Thesis File size should be not more than 200MB or Other File size should be not more than 100MB

[Submit](#)

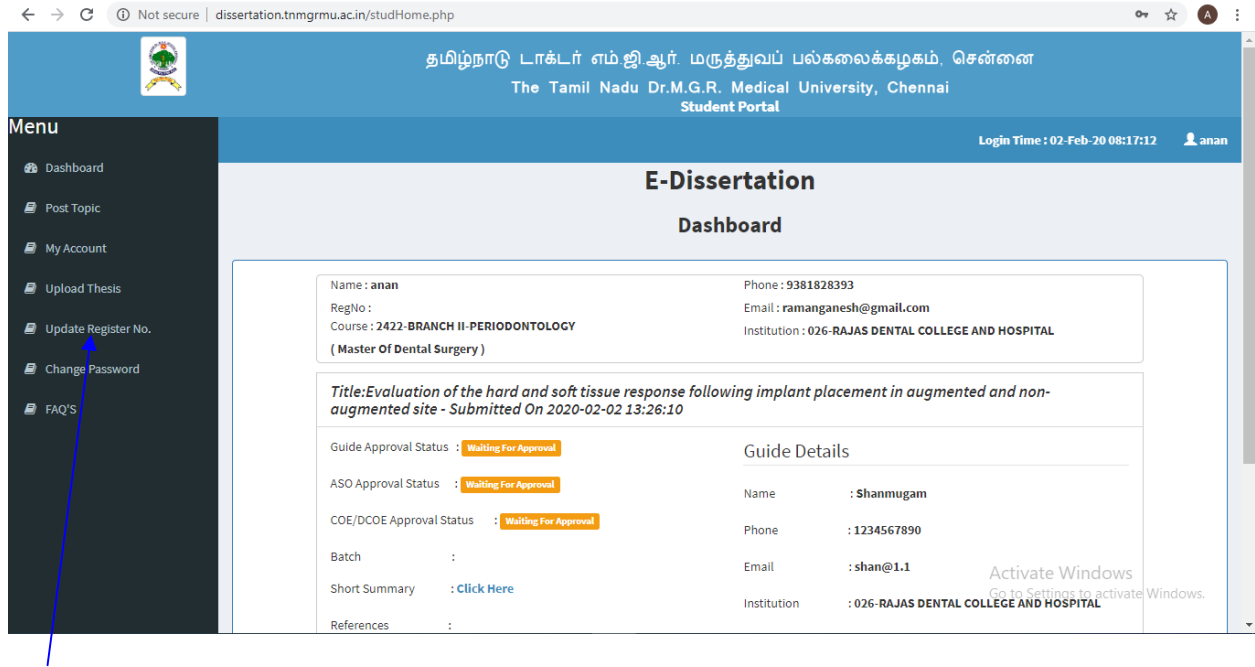
STEP 8: Click on the Choose file for the Plagiarism/ Other Certificate/ Institution Details/ Full dissertation.

**Note :Thesis File size should be not more than 200MB or Other File size should be not more than 100MB**

**Note :** Thesis document without any other certificates.

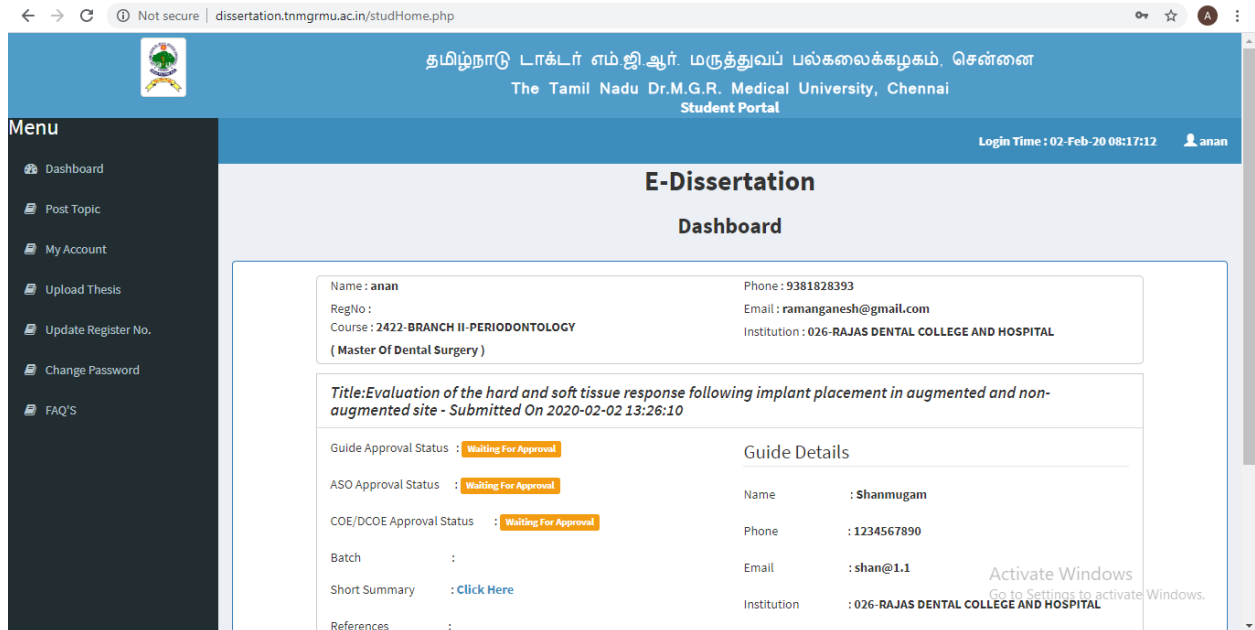
**Note :** Candidate Guide Institution Details Full Dissertation

**Note :** Full Dissertation- This file should contain the complete data. Include the Institution details.



The screenshot shows the E-Dissertation Dashboard for a user named 'anan'. The dashboard includes a menu on the left with options like Dashboard, Post Topic, My Account, Upload Thesis, Update Register No., Change Password, and FAQ'S. The main content area displays user information: Name: anan, RegNo: (blank), Course: 2422-BRANCH II-PERIODONTOLOGY (Master Of Dental Surgery), Phone: 9381828393, Email: ramanganesh@gmail.com, and Institution: 026-RAJAS DENTAL COLLEGE AND HOSPITAL. Below this, there is a title for the dissertation: 'Title: Evaluation of the hard and soft tissue response following implant placement in augmented and non-augmented site - Submitted On 2020-02-02 13:26:10'. The dashboard also shows approval statuses for Guide, ASD, and COE/DCOE, all marked as 'Waiting For Approval'. Guide details for Shanmugam are listed, including Name, Phone (1234567890), Email (shan@1.1), and Institution (026-RAJAS DENTAL COLLEGE AND HOSPITAL). A blue arrow points to the 'Update Register No.' option in the menu.

STEP 9: Click on UPDATE REGISTER NO for – update the Register number.



This screenshot is identical to the previous one, showing the E-Dissertation Dashboard for user 'anan'. The menu on the left is highlighted, with 'Update Register No.' being the selected option. The main content area remains the same, displaying user details, dissertation title, and approval statuses.

STEP 10: Click on UPDATE Password for – Changing the Password .